



Math tests

SAT[®] March ,2019 US

IMPORTANT REMINDERS

1

A No. 2 pencil is required for the test.
Do not use a mechanical pencil or pen.

2

Sharing any questions with anyone
is a violation of Test Security
and Fairness policies and may result
in your scores being canceled.

This cover is representative of what you'll see on test day.

THIS TEST BOOK MUST NOT BE TAKEN FROM THE ROOM. UNAUTHORIZED
REPRODUCTION OR USE OF ANY PART OF THIS TEST BOOK IS PROHIBITED.

© 2015 The College Board. College Board, SAT, and the acorn logo are registered trademarks of the College Board.



Math Test – No Calculator

25 MINUTES, 20 QUESTIONS

Turn to Section 3 of your answer sheet to answer the questions in this section.

DIRECTIONS

For questions 1-15, solve each problem, choose the best answer from the choices provided, and fill in the corresponding circle on your answer sheet. For questions 16-20, solve the problem and enter your answer in the grid on the answer sheet. Please refer to the directions before question 16 on how to enter your answers in the grid. You may use any available space in your test booklet for scratch work.

NOTES

- The use of a calculator is **not permitted**.
- All variables and expressions used represent real numbers unless otherwise indicated.
- Figures provided in this test are drawn to scale unless otherwise indicated.
- All figures lie in a plane unless otherwise indicated.
- Unless otherwise indicated, the domain of a given function f is the set of all real numbers x for which $f(x)$ is a real number.

REFERENCE

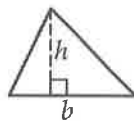


$$A = \pi r^2$$

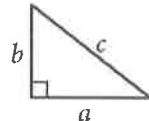
$$C = 2\pi r$$



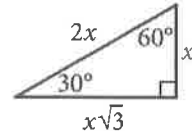
$$A = \ell w$$



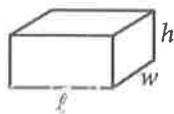
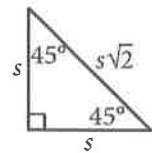
$$A = \frac{1}{2}bh$$



$$c^2 = a^2 + b^2$$



Special Right Triangles



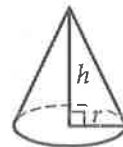
$$V = \ell wh$$



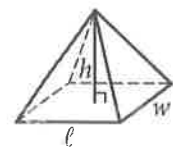
$$V = \pi r^2 h$$



$$V = \frac{4}{3}\pi r^3$$



$$V = \frac{1}{3}\pi r^2 h$$



$$V = \frac{1}{3}\ell wh$$

The number of degrees of arc in a circle is 360.

The number of radians of arc in a circle is 2π .

The sum of the measures in degrees of the angles of a triangle is 180.



1

Tony spends \$80 per month on public transportation. A 10-ride pass costs \$12.50, and a single-ride pass costs \$1.50. If g represents the number of 10-ride passes Tony buys in a month and t represents the number of single-ride passes Tony buys in a month, which of the following equations best represents the relationship between g and t ?

- A) $g + t = 80$
- B) $g + t = 1.50 + 12.50$
- C) $1.50g + 12.50t = 80$
- D) $12.50g + 1.50t = 80$

2

$$T = 1,000 + 18h$$

In the equation above, T represents Brittany's total take-home pay, in dollars, for her first week of work, where h represents the number of hours she worked that week and 1,000 represents a sign-on bonus. If Brittany's total take-home pay was \$1,576, for how many hours was Brittany paid for her first week of work?

- A) 16
- B) 32
- C) 55
- D) 88

3

A clothing store is having a sale on shirts and pants. During the sale, the cost of each shirt is \$15 and the cost of each pair of pants is \$25. Geoff can spend at most \$120 at the store. If Geoff buys s shirts and p pairs of pants, which of the following must be true?

- A) $15s + 25p \leq 120$
- B) $15s + 25p \geq 120$
- C) $25s + 15p \leq 120$
- D) $25s + 15p \geq 120$

4

What is the solution to $-3(x - 5) = -2x + 4$?

- A) 11
- B) $\frac{19}{5}$
- C) -9
- D) -19



5

$$f(x) = x^3 + 3x^2 - 6x - 1$$

For the function f defined above, what is the value of $f(-1)$?

- A) -11
- B) -7
- C) 7
- D) 11

6

Triangle ABC and triangle DEF are similar triangles, where \overline{AB} and \overline{DE} are corresponding sides. If $DE = 2AB$ and the perimeter of triangle ABC is 20, what is the perimeter of triangle DEF ?

- A) 10
- B) 40
- C) 80
- D) 120

7

There were no jackrabbits in Australia before 1788 when 24 jackrabbits were introduced. By 1920 the population of jackrabbits had reached 10 billion. If the population had grown exponentially, this would correspond to a 16.2% increase, on average, in the population each year. Which of the following functions best models the population $p(t)$ of jackrabbits t years after 1788?

- A) $p(t) = 1.162(24)^t$
- B) $p(t) = 24(2)^{1.162t}$
- C) $p(t) = 24(1.162)^t$
- D) $p(t) = (24 \cdot 1.162)^t$



8

Which of the following is equivalent to the sum of $3x^4 + 2x^3$ and $4x^4 + 7x^3$?

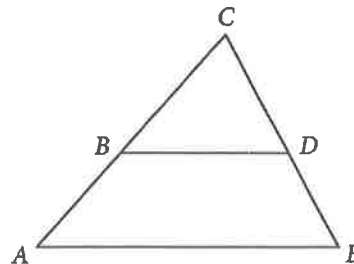
- A) $16x^4$
- B) $7x^6 + 9x^6$
- C) $12x^4 + 14x^3$
- D) $7x^4 + 9x^3$

9

The function f is defined by $f(x) = x^2$, and the function g is defined by $g(x) = x^2 + 3$. Which of the following translations of the graph of f in the xy -plane results in the graph of g ?

- A) A translation 3 units downward
- B) A translation 3 units upward
- C) A translation 3 units to the left
- D) A translation 3 units to the right

10



Note: Figure not drawn to scale.

In the figure above, segments AE and BD are parallel. If angle BDC measures 58° and angle ACE measures 62° , what is the measure of angle CAE ?

- A) 58°
- B) 60°
- C) 62°
- D) 120°

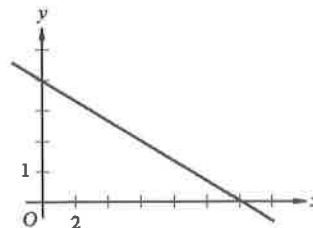


11

An oceanographer uses the equation $s = \frac{3}{2}p$ to model the speed s , in knots, of an ocean wave, where p represents the period of the wave, in seconds. Which of the following represents the period of the wave in terms of the speed of the wave?

- A) $p = \frac{2}{3}s$
- B) $p = \frac{3}{2}s$
- C) $p = \frac{2}{3} + s$
- D) $p = \frac{3}{2} + s$

12

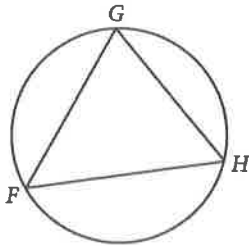


Which of the following could be an equation for the graph shown in the xy -plane above?

- A) $y = -\frac{2}{3}x + 8$
- B) $y = -\frac{3}{2}x + 4$
- C) $y = -\frac{1}{3}x + 4$
- D) $y = -\frac{4}{3}x + 8$



13



Note: Figure not drawn to scale.

Triangle FGH is inscribed in the circle above. If arc \widehat{FG} is congruent to arc \widehat{GH} , and the measure of $\angle G$ is 30° , what is the measure of $\angle H$?

- A) 30°
- B) 60°
- C) 75°
- D) 120°

14

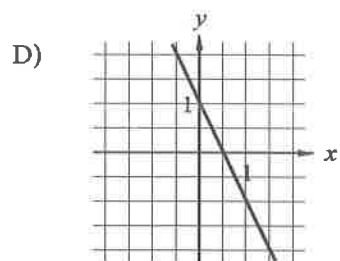
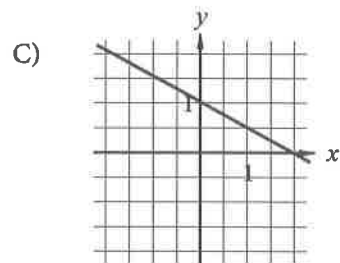
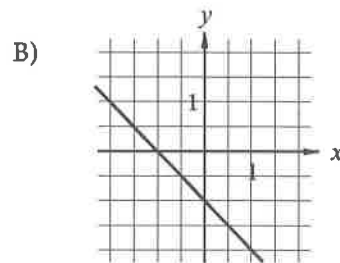
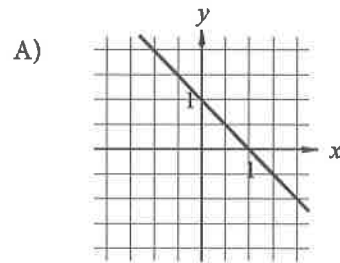
Which of the following is equivalent to $\sqrt[4]{x^2 + 8x + 16}$, where $x > 0$?


- A) $(x+4)^4$
- B) $(x+4)^2$
- C) $(x+4)$
- D) $(x+4)^{\frac{1}{2}}$

15

$$ax + by = b$$

In the equation above, a and b are constants and $0 < a < b$. Which of the following could represent the graph of the equation in the xy -plane?





16

$$x + x = 9$$

What value of x satisfies the equation given?

17

$$\frac{11x - 33}{x - 3} = x$$

What is the solution to the equation above?

18

$$2x + 3y = 31$$

$$3x - y = 30$$

If (x, y) is the solution to the system of equations above, what is the value of $100x + 40y$?

19

If $t > 0$ and $(3t)^2 - 5(3t) - 14 = 0$, what is the value of t ?

20

$$h(x) = x^3 + ax^2 + bx + c$$

The function h is defined above, where a , b , and c are integer constants. If the zeros of the function are -5 , 6 , and 7 , what is the value of c ?

STOP

If you finish before time is called, you may check your work on this section only.
Do not turn to any other section.

CONTINUE



Math Test – Calculator

55 MINUTES, 38 QUESTIONS

Turn to Section 4 of your answer sheet to answer the questions in this section.

DIRECTIONS

For questions 1-30, solve each problem, choose the best answer from the choices provided, and fill in the corresponding circle on your answer sheet. For questions 31-38, solve the problem and enter your answer in the grid on the answer sheet. Please refer to the directions before question 31 on how to enter your answers in the grid. You may use any available space in your test booklet for scratch work.

NOTES

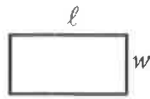
- The use of a calculator **is permitted**.
- All variables and expressions used represent real numbers unless otherwise indicated.
- Figures provided in this test are drawn to scale unless otherwise indicated.
- All figures lie in a plane unless otherwise indicated.
- Unless otherwise indicated, the domain of a given function f is the set of all real numbers x for which $f(x)$ is a real number.

REFERENCE

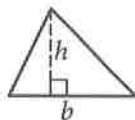


$$A = \pi r^2$$

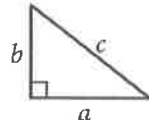
$$C = 2\pi r$$



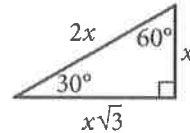
$$A = \ell w$$



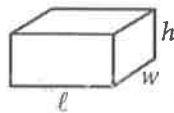
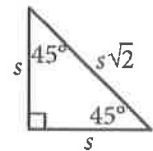
$$A = \frac{1}{2}bh$$



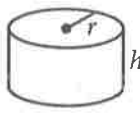
$$c^2 = a^2 + b^2$$



Special Right Triangles



$$V = \ell wh$$



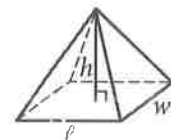
$$V = \pi r^2 h$$



$$V = \frac{4}{3}\pi r^3$$



$$V = \frac{1}{3}\pi r^2 h$$



$$V = \frac{1}{3}\ell wh$$

The number of degrees of arc in a circle is 360.

The number of radians of arc in a circle is 2π .

The sum of the measures in degrees of the angles of a triangle is 180.

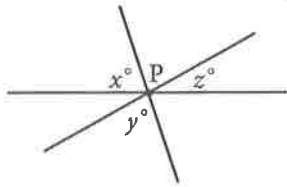


1

Makayla is planning an event in a 5,400-square-foot room. If there should be at least 8 square feet per person, what is the maximum number of people that could attend this event?

- A) 588
- B) 675
- C) 15,274
- D) 43,200

2



Note: Figure not drawn to scale.

In the figure, three lines intersect at point P . If $x=65$ and $y=75$, what is the value of z ?

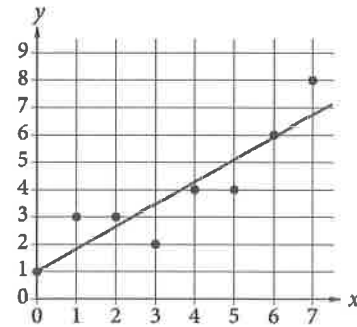
- A) 140
- B) 80
- C) 40
- D) 20

3

If $\frac{1}{2}x - \frac{1}{6}x = 1$, what is the value of x ?

- A) -4
- B) $\frac{1}{3}$
- C) 3
- D) 6

4

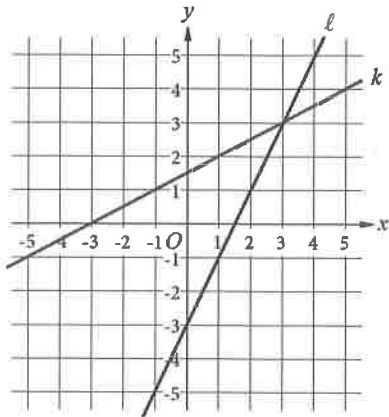


The scatterplot above shows eight data points in the xy -plane. A line of best fit is also shown for the data. If each data point is shifted 3 units upward and a new line of best fit for the shifted points is drawn, how will the value of the y -intercept of the new line compare with that of the line shown?

- A) It will increase.
- B) It will decrease.
- C) It will remain the same.
- D) There will no longer be a y -intercept.



5



Lines ℓ and k in the xy -plane above are the graphs of the equations in a system. How many solutions does the system of equations have?

- A) None
- B) One
- C) Two
- D) More than two

6

Gerardo has 3 blue shirts and w white shirts in his closet, and these are the only shirts in his closet. If Gerardo selects a shirt at random from his closet, which of the following gives the probability that Gerardo will select a white shirt?

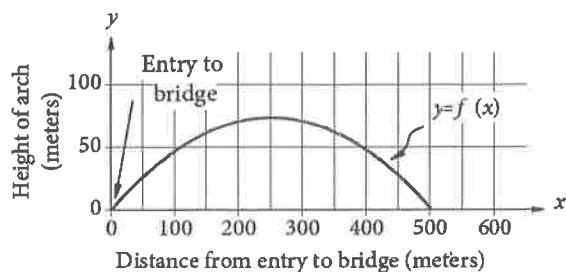
- A) $\frac{w}{3+w}$
- B) $\frac{3}{3+w}$
- C) $\frac{w}{3}$
- D) $\frac{3}{w}$



7

$$f(x) = -0.001160(x - 251.5)^2 + 73.37$$

The vertical height, in meters, of the upper arch of the Harbor Bridge in Sydney, Australia, above the roadway of the bridge can be modeled by the function above, where x is the horizontal distance along the roadway, in meters, from the entry to the bridge. The graph of $y=f(x)$ is shown in the xy -plane below.



In the graph, the point $(0, 0)$ represents the entry to the bridge. Which of the following points represents the exit from the bridge on the opposite end?

- A) $(0, 73.37)$
- B) $(0, 503.0)$
- C) $(73.37, 0)$
- D) $(503.0, 0)$

8

The graph of $y=f(x)$ is a line in the xy -plane that passes through the point $(0, 2)$ and has a slope of 5. Which of the following equations could define the function f ?

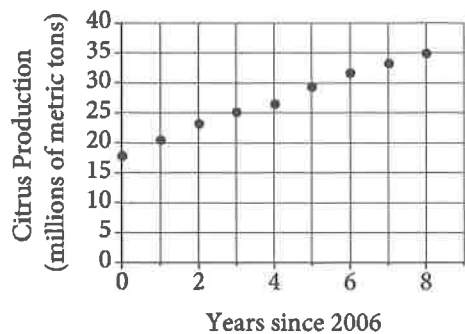
- A) $f(x) = -\frac{1}{2}x + 5$
- B) $f(x) = -\frac{1}{5}x + 2$
- C) $f(x) = 2x + 5$
- D) $f(x) = 5x + 2$

CONTINUE



9

Citrus Production in China (2006-2014)



The scatterplot above shows the citrus production, in millions of metric tons, in China from 2006 through 2014. Which of the following could be the slope of a line of best fit for these data?

- A) 2.12
- B) 5.25
- C) 7.80
- D) 10.29

10

$$f(x) = (x+4)(x-1)(2x-3)$$

The function f is defined above. Which of the following is NOT an x -intercept of the graph of the function in the xy -plane?

- A) $-4, 0$
- B) $\left(-\frac{2}{3}, 0\right)$
- C) $(1, 0)$
- D) $\left(\frac{3}{2}, 0\right)$



Questions 11 and 12 refer to the following information

| t | $C(t)$ |
|-----|--------|
| 1 | 8.5 |
| 2 | 11 |
| 3 | 13.5 |
| 4 | 16 |

The length $C(t)$, in inches, of a channel catfish in an Iowa river t years after the first year of life can be approximated by the linear function C . Some values of $C(t)$ are given in the table above.

$$F(t) = 3t + 4$$

The length $F(t)$, in inches, of a flathead catfish in the same Iowa river t years after the first year of life can be approximated by the linear function F , defined by the equation above.

11

According to the model, which of the following is closest to the expected age, to the nearest whole year, of a flathead catfish that is 31 inches long?

- A) 10 years old
- B) 13 years old
- C) 98 years old
- D) 106 years old

12

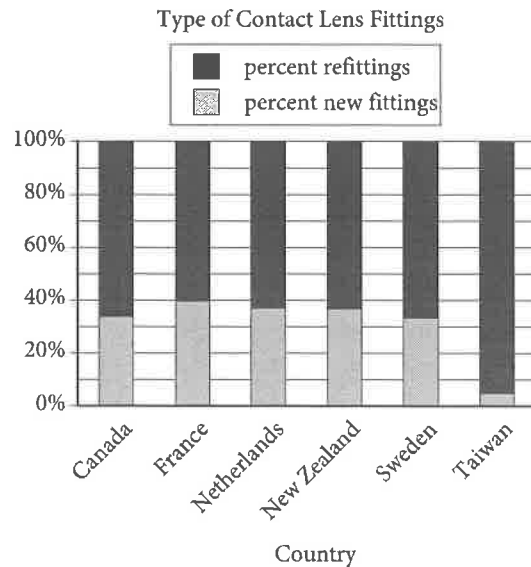
Which of the following equations could define C as a function of t ?

- A) $C(t) = 2.5t + 6$
- B) $C(t) = \frac{2}{5}t + 8.5$
- C) $C(t) = 2.5t + 8.5$
- D) $C(t) = \frac{2}{5}t + 8.1$



Questions 13 and 14 refer to the following information

| Country | Total fittings | Mean age |
|-------------|----------------|----------|
| Canada | 936 | 34.6 |
| France | 1,470 | 34.9 |
| Netherlands | 943 | 35.0 |
| New Zealand | 721 | 36.3 |
| Sweden | 436 | 36.3 |
| Taiwan | 1,574 | 26.6 |



The results of an international survey of contact lens fittings during a given time period are summarized in the table and bar graph above. The table shows the number of total fittings and the mean age, in years, of the patients who were fitted for contact lenses during the time period. The total fittings consisted of new contact lens fittings and refittings. The bar graph shows the percent of the patients who received new fittings and the percent who received refittings.

13

What is the range, in years, of the mean ages of the patients surveyed who had contact lens fittings in the countries shown?

- A) 8.0
- B) 8.4
- C) 9.7
- D) 10.3

14

Of the following, which best approximates the number of patients surveyed who received refittings in New Zealand?

- A) 274
- B) 358
- C) 447
- D) 585

CONTINUE



15

A park ranger asked a random sample of visitors how far they hiked during their visit. Based on the responses, the estimated mean was found to be 4.5 miles, with an associated margin of error of 0.5 miles. Which of the following is the best conclusion from these data?

- A) It is likely that all visitors hiked between 4 and 5 miles.
- B) It is likely that most visitors hiked exactly 4.5 miles.
- C) It is not possible that any visitor hiked less than 3 miles.
- D) It is plausible that the mean distance hiked for all visitors is between 4 and 5 miles.

16

Observed Matings among Fruit Flies

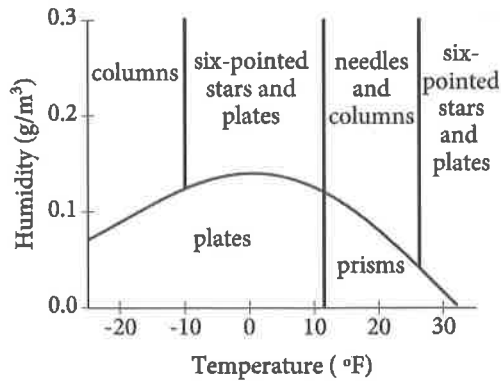
| | | Female fruit fly group | | Total |
|----------------------|------------------------|-------------------------|--------------------------|-------|
| | | Female raised on starch | Female raised on maltose | |
| Male fruit fly group | Male raised on starch | 22 | 9 | 31 |
| | Male raised on maltose | 8 | 20 | 28 |
| Total | | 30 | 29 | 59 |

The table above shows the observed mating frequencies among a group of fruit flies raised on either a starch medium or a maltose medium. What fraction of the observed matings were between fruit flies that were raised on the same medium?

- A) $\frac{9}{31}$
- B) $\frac{17}{59}$
- C) $\frac{31}{59}$
- D) $\frac{42}{59}$



17



The figure above shows a graph with six regions that correspond to temperature, in degrees Fahrenheit ($^{\circ}\text{F}$), and humidity conditions, in grams of water vapor per cubic meter of air (g/m^3), that will result in different snow crystal shapes when the crystals are grown in a laboratory. Based on the graph, which of the following is a combination of temperature and humidity at which prisms will be formed?

- A) 5°F and $0.15 \text{ g}/\text{m}^3$
- B) 15°F and $0.18 \text{ g}/\text{m}^3$
- C) 20°F and $0.02 \text{ g}/\text{m}^3$
- D) 30°F and $0.08 \text{ g}/\text{m}^3$

18

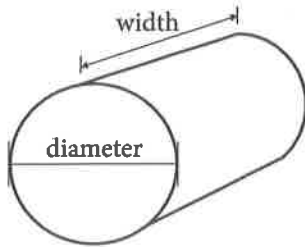
WA sample of 40 fourth-grade students was selected at random from a certain school. The 40 students completed a survey about the morning announcements, and 32 thought the announcements were helpful. Which of the following is the largest population to which the results of the survey can be applied?

- A) The 40 students who were surveyed
- B) All fourth-grade students at the school
- C) All students at the school
- D) All fourth-grade students in the county in which the school is located



Questions 19 and 20 refer to the following information

Ryan is comparing five different hay balers (machines that make bales of hay). The bales made are all in the shape of a cylinder, as shown below.



The price of each hay baler and the dimensions of the bales of hay it makes are shown in the table below.

| Hay baler | Bale diameter range | Bale width | Price |
|-----------|---------------------|------------|----------|
| A | 32-51 in | 46 in | \$19,800 |
| B | 35-60 in | 46 in | \$27,900 |
| C | 35-72 in | 46 in | \$32,000 |
| D | 35-65 in | 62 in | \$37,500 |
| E | 32-72 in | 62 in | \$46,900 |

19

Of the following, which ratio is closest to the width of bales made by hay baler *A* to the width of bales made by hay baler *D*?

- A) 0.74:1
- B) 1.35:1
- C) 1.74:1
- D) 17:1

20

Which of the following is closest to the percent by which the price of hay baler *E* exceeds the price of hay baler *C*?

- A) 18.9%
- B) 31.8%
- C) 40.5%
- D) 46.6%



21

$$\begin{aligned}x - y &= 1 \\ x + y &= x^2 - 3\end{aligned}$$

Which ordered pair is a solution to the system of equations above?

- A) $(1 + \sqrt{3}, \sqrt{3})$
- B) $(\sqrt{3}, -\sqrt{3})$
- C) $(1 + \sqrt{5}, \sqrt{5})$
- D) $(\sqrt{5}, -1 + \sqrt{5})$

22

The graph of the exponential function g in the xy -plane passes through the points $(0, 1)$, $(1, 4)$, and $(2, 16)$. Which of the following is NOT true?

- A) A line can be drawn that does not intersect the graph of g .
- B) A line can be drawn that intersects the graph of g at exactly one point.
- C) A line can be drawn that intersects the graph of g at exactly two points.
- D) A line can be drawn that intersects the graph of g at exactly three points.

23

In a right triangle, the tangent of one of the two acute angles is $\frac{\sqrt{3}}{3}$. What is the tangent of the other acute angle?

- A) $-\frac{\sqrt{3}}{3}$
- B) $-\frac{3}{\sqrt{3}}$
- C) $\frac{\sqrt{3}}{3}$
- D) $\frac{3}{\sqrt{3}}$

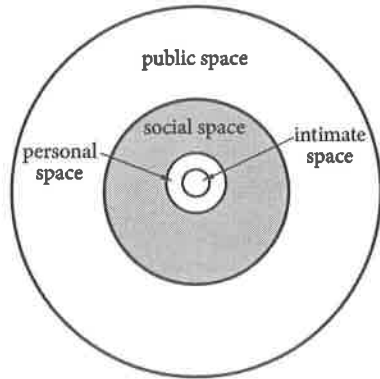
24

In the xy -plane, line ℓ has a slope of 2. If line k is perpendicular to line ℓ , which of the following could be an equation of line k ?

- A) $-10x - 5y = 20$
- B) $3x - 6y = 14$
- C) $4x - 2y = 17$
- D) $6x + 12y = 36$



25



Note: Figure not drawn to scale.

The diagram above represents Edward T. Hall's concept of space surrounding a person defined by four nonoverlapping regions. Intimate space is the region inside a circle of radius 1 foot. Personal space is the region within a circle of radius 4 feet but outside intimate space. Social space is the region within a circle of radius 12 feet but outside personal space. Public space is the region within a circle of radius 25 feet but outside social space. What is the area, in square feet, of the shaded region representing a person's social space?

- A) 127π
- B) 128π
- C) 144π
- D) 625π

26

Anita created a batch of green paint by mixing 2 ounces of blue paint with 3 ounces of yellow paint. She must mix a second batch using the same ratio of blue and yellow paint as the first batch. If she uses 5 ounces of blue paint for the second batch, how much yellow paint should Anita use?

- A) Exactly 5 ounces
- B) 3 ounces more than the amount of yellow paint used in the first batch
- C) 1.5 times the amount of yellow paint used in the first batch
- D) 1.5 times the amount of blue paint used in the second batch

27

$$ax - 4(3 + 2x) = -12$$

In the equation above, a is a constant. For what value of a does the equation have infinitely many solutions?

- A) -8
- B) -2
- C) 2
- D) 8

CONTINUE



28

The wholesale price of a kilogram of lentils decreased by 1% from the previous month for six consecutive months. If x is the number of months since the price began to drop and y is the cost of a kilogram of lentils, which of the following equations could model the cost of lentils over this time period?

- A) $y = 0.99x + 1.65$
- B) $y = 1.01x + 1.65$
- C) $y = 1.65(0.99)^x$
- D) $y = 1.65(1.01)^x$

29

$$\frac{2}{x-2} + \frac{3}{x+5} = \frac{rx+t}{(x-2)(x+5)}$$

The equation above is true for all $x > 2$, where r and t are positive constants. What is the value of rt ?

- A) -20
- B) 15
- C) 20
- D) 60

30

If $ax + a = 3$, where a is a nonzero constant, which of the following must be equal to $x+1$?

- A) 3
- B) a
- C) $3a$
- D) $\frac{3}{a}$

CONTINUE 

**DIRECTIONS**

For questions 31–38, solve the problem and enter your answer in the grid, as described below, on the answer sheet.

- Although not required, it is suggested that you write your answer in the boxes at the top of the columns to help you fill in the circles accurately. You will receive credit only if the circles are filled in correctly.
- Mark no more than one circle in any column.
- No question has a negative answer.
- Some problems may have more than one correct answer. In such cases, grid only one answer.
- Mixed numbers** such as $3\frac{1}{2}$ must be gridded as 3.5 or 7/2. (If $\begin{array}{|c|c|c|} \hline 3 & 1 & / & 2 \\ \hline \bullet & \bullet & \bullet & \bullet \\ \hline \end{array}$ is entered into the grid, it will be interpreted as $\frac{31}{2}$, not $3\frac{1}{2}$.)
- Decimal answers:** If you obtain a decimal answer with more digits than the grid can accommodate, it may be either rounded or truncated, but it must fill the entire grid.

Write answer in boxes. →

Answer: $\frac{7}{12}$

| | | | | | |
|---|---|---|---|---|--|
| | 7 | / | 1 | 2 | |
| | ● | ● | ● | ● | |
| | 0 | 0 | 0 | 0 | |
| 1 | 1 | ● | 1 | | |
| 2 | 2 | 2 | ● | | |
| 3 | 3 | 3 | 3 | | |
| 4 | 4 | 4 | 4 | | |
| 5 | 5 | 5 | 5 | | |
| 6 | 6 | 6 | 6 | | |
| ● | 7 | 7 | 7 | | |
| 8 | 8 | 8 | 8 | | |
| 9 | 9 | 9 | 9 | | |

← Fraction line

Grid in result. →

Answer: 2.5

| | | | | | |
|---|---|---|---|---|--|
| | | 2 | . | 5 | |
| | | ● | ● | ● | |
| | | 0 | 0 | 0 | |
| 1 | 1 | 1 | 1 | | |
| 2 | ● | 2 | 2 | | |
| 3 | 3 | 3 | 3 | | |
| 4 | 4 | 4 | 4 | | |
| 5 | 5 | 5 | ● | | |
| 6 | 6 | 6 | 6 | | |
| 7 | 7 | 7 | 7 | | |
| 8 | 8 | 8 | 8 | | |
| 9 | 9 | 9 | 9 | | |

← Decimal point

Acceptable ways to grid $\frac{2}{3}$ are:

| | | | | |
|---|---|---|---|--|
| | 2 | / | 3 | |
| | ● | ● | ● | |
| | 0 | 0 | 0 | |
| 1 | 1 | 1 | 1 | |
| 2 | ● | 2 | 2 | |
| 3 | 3 | 3 | ● | |
| 4 | 4 | 4 | 4 | |
| 5 | 5 | 5 | 5 | |
| 6 | 6 | 6 | 6 | |
| 7 | 7 | 7 | 7 | |
| 8 | 8 | 8 | 8 | |
| 9 | 9 | 9 | 9 | |

| | | | | | |
|---|---|---|---|---|--|
| | . | 6 | 6 | 6 | |
| | ● | ● | ● | ● | |
| | 0 | 0 | 0 | 0 | |
| 1 | 1 | 1 | 1 | 1 | |
| 2 | 2 | 2 | 2 | 2 | |
| 3 | 3 | 3 | 3 | 3 | |
| 4 | 4 | 4 | 4 | 4 | |
| 5 | 5 | 5 | 5 | 5 | |
| 6 | ● | ● | ● | ● | |
| 7 | 7 | 7 | 7 | 7 | |
| 8 | 8 | 8 | 8 | 8 | |
| 9 | 9 | 9 | 9 | 9 | |

| | | | | | |
|---|---|---|---|---|--|
| | . | 6 | 6 | 7 | |
| | ● | ● | ● | ● | |
| | 0 | 0 | 0 | 0 | |
| 1 | 1 | 1 | 1 | 1 | |
| 2 | 2 | 2 | 2 | 2 | |
| 3 | 3 | 3 | 3 | 3 | |
| 4 | 4 | 4 | 4 | 4 | |
| 5 | 5 | 5 | 5 | 5 | |
| 6 | ● | ● | ● | 6 | |
| 7 | 7 | 7 | 7 | ● | |
| 8 | 8 | 8 | 8 | 8 | |
| 9 | 9 | 9 | 9 | 9 | |

Answer: 201 – either position is correct

| | | | | |
|---|---|---|---|--|
| | 2 | 0 | 1 | |
| | ● | ● | ● | |
| | 0 | ● | 0 | |
| 1 | 1 | 1 | ● | |
| 2 | ● | 2 | 2 | |
| 3 | 3 | 3 | 3 | |

| | | | | |
|---|---|---|---|--|
| | 2 | 0 | 1 | |
| | ● | ● | ● | |
| | ● | 0 | 0 | |
| 1 | 1 | ● | 1 | |
| 2 | 2 | 2 | 2 | |
| 3 | 3 | 3 | 3 | |

NOTE: You may start your answers in any column, space permitting. Columns you don't need to use should be left blank.

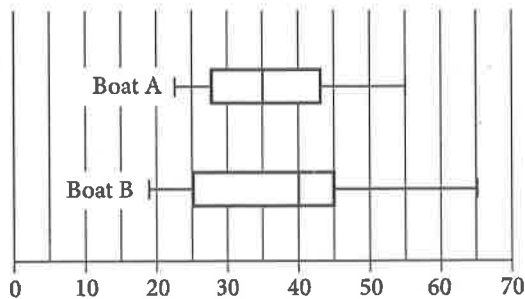


31

$$\sqrt{x+4} = 11$$

What value of x satisfies the equation above?

32



Number of fish caught

The box plots above summarize the distribution of the number of fish caught each day on two commercial fishing boats for a season. By how many fish does the median number of fish caught each day on Boat B exceed the median number on Boat A?

33

If a is the mean and b is the median of nine consecutive integers, what is the value of $|a-b|$?

34

$$y = -16t^2 + 64t + 80$$

The equation above gives the height of an object above the ground, y , in feet, t seconds after it is launched from a platform. How many seconds after it is launched does the object reach the ground?



35

$$I = \frac{V}{R}$$

The formula above is Ohm's law for an electric circuit with current I , in amperes, potential difference V , in volts, and resistance R , in ohms. A circuit has a resistance of 500 ohms, and its potential difference will be generated by n six-volt batteries that produce a total potential difference of $6n$ volts. If the circuit is to have a current of no more than 0.25 ampere, what is the greatest number, n , of six-volt batteries that can be used?

36

In the xy -plane, line k intersects the y -axis at the point $(0, -6)$ and passes through the point $(2, 2)$. If the point $(20, w)$ lies on line k , what is the value of w ?

37

In a science classroom, when labs are performed, students are seated at lab tables. If the teacher assigns 2 students to each lab table, 4 additional lab tables will be needed to seat all of the students. If the teacher assigns 4 students to each lab table, 4 lab tables will not be used. How many students are in the science class?

38

The number y is 20% greater than the number x . The number z is 20% less than y . The number z is how many times x ?

STOP

If you finish before time is called, you may check your work on this section only.

Do not turn to any other section.

CONTINUE

March 2019

The SAT[®]

Question-and-Answer Service Student Guide



Ideas for using the QAS report



The answer key for the test you took



Instructions for scoring your test

Answer Key – Determine Raw Scores

Reading Test Answers

| Question # | Correct Answer | Question # | Correct Answer | Question # | Correct Answer | Question # | Correct Answer |
|------------|----------------|------------|----------------|------------|----------------|------------|----------------|
| 1 | A | 14 | D | 27 | C | 40 | A |
| 2 | B | 15 | B | 28 | A | 41 | B |
| 3 | C | 16 | A | 29 | D | 42 | D |
| 4 | B | 17 | C | 30 | B | 43 | C |
| 5 | A | 18 | C | 31 | D | 44 | C |
| 6 | A | 19 | B | 32 | A | 45 | D |
| 7 | D | 20 | D | 33 | B | 46 | A |
| 8 | C | 21 | B | 34 | C | 47 | B |
| 9 | D | 22 | A | 35 | C | 48 | A |
| 10 | D | 23 | D | 36 | A | 49 | D |
| 11 | C | 24 | C | 37 | A | 50 | D |
| 12 | D | 25 | B | 38 | D | 51 | C |
| 13 | A | 26 | A | 39 | B | 52 | D |

Reading Test Raw Score
(Number of Correct Answers)

Writing and Language Test Answers

| Question # | Correct Answer | Question # | Correct Answer | Question # | Correct Answer | Question # | Correct Answer |
|------------|----------------|------------|----------------|------------|----------------|------------|----------------|
| 1 | A | 12 | A | 23 | C | 34 | D |
| 2 | D | 13 | B | 24 | D | 35 | C |
| 3 | B | 14 | B | 25 | A | 36 | C |
| 4 | C | 15 | B | 26 | C | 37 | C |
| 5 | D | 16 | D | 27 | D | 38 | D |
| 6 | C | 17 | A | 28 | B | 39 | A |
| 7 | C | 18 | B | 29 | B | 40 | D |
| 8 | A | 19 | D | 30 | A | 41 | D |
| 9 | B | 20 | A | 31 | B | 42 | B |
| 10 | C | 21 | C | 32 | D | 43 | A |
| 11 | D | 22 | B | 33 | A | 44 | B |

Writing and Language Test Raw Score
(Number of Correct Answers)

“U” indicates a question that did not perform as expected and has been removed from scoring.

On test day you may have answered questions in a different order than what you see above. Use the questions and answers online to determine specific answers.

Answer Key – Determine Raw Scores (continued)

Math Test – No Calculator Answers

| Question # | Correct Answer | Question # | Correct Answer | Question # | Correct Answer | Question # | Correct Answer |
|------------|----------------|------------|----------------|------------|----------------|------------|----------------|
| 1 | D | 5 | C | 9 | B | 13 | C |
| 2 | B | 6 | B | 10 | B | 14 | D |
| 3 | A | 7 | C | 11 | A | 15 | C |
| 4 | A | 8 | D | 12 | C | | |

| Question # | Correct Answer |
|------------|----------------|
| 16 | 4.5,9/2 |
| 17 | 11 |
| 18 | 1220 |
| 19 | 7/3,2.33 |
| 20 | 210 |

**Math Test – No Calculator
Raw Score**
(Number of Correct Answers)

Math Test – Calculator Answers

| Question # | Correct Answer | Question # | Correct Answer | Question # | Correct Answer | Question # | Correct Answer |
|------------|----------------|------------|----------------|------------|----------------|------------|----------------|
| 1 | B | 9 | A | 17 | C | 25 | B |
| 2 | C | 10 | B | 18 | B | 26 | D |
| 3 | C | 11 | A | 19 | A | 27 | D |
| 4 | A | 12 | A | 20 | D | 28 | C |
| 5 | B | 13 | C | 21 | A | 29 | C |
| 6 | A | 14 | C | 22 | D | 30 | D |
| 7 | D | 15 | D | 23 | D | | |
| 8 | D | 16 | D | 24 | D | | |

| Question # | Correct Answer |
|------------|----------------|
| 31 | 117 |
| 32 | 5 |
| 33 | 0 |
| 34 | 5 |
| 35 | 20 |
| 36 | 74 |
| 37 | 32 |
| 38 | .96,24/25 |

**Math Test – Calculator
Raw Score**
(Number of Correct Answers)

“U” indicates a question that did not perform as expected and has been removed from scoring.

On test day you may have answered questions in a different order than what you see above. Use the questions and answers online to determine specific answers.

GET CROSS-TEST SCORES

The SAT also reports two cross-test scores: Analysis in History/Social Studies and Analysis in Science. These scores are based on questions in the Reading, Writing and Language, and Math Tests that ask you to think analytically about texts and questions in these subject areas.

Cross-test scores are reported on a scale of 10–40.

Calculating Your Cross-Test Scores

You can use the cross-test score tables beginning on the next page to calculate your cross-test scores as follows:

1. Find the questions in each section that count toward each cross-test score. These are shown with a “Y” next to the question number in the tables. Refer to your QAS report to see which of those questions you answered correctly on the test, and then check the box for each correct answer.
2. Count the number of correct answers for each cross-test area and record that as your raw score for that area.
3. Use the conversion table on page 12 to determine your scaled score (10–40) for each area.

Cross-Test Scores Tables – Determine Cross-Test Raw Scores

Y = Counts toward Cross-Test score. On your QAS report, look up every question marked “Y” below to see if you answered it correctly. If so, check off the box for that question below.

| Analysis in History/Social Studies (HSS) | | | |
|--|-------------------------------|-------------------------------|---------------------------|
| Reading | Writing and Language | Math Test - Calculator | Math Test - No Calculator |
| 1 | 1 | 1 | 1 |
| 2 | 2 | 2 | 2 |
| 3 | 3 | 3 | 3 |
| 4 | 4 | 4 | 4 |
| 5 | 5 | 5 | 5 |
| 6 | 6 | 6 | 6 |
| 7 | 7 | 7 Y <input type="checkbox"/> | 7 |
| 8 | 8 | 8 | 8 |
| 9 | 9 | 9 Y <input type="checkbox"/> | 9 |
| 10 | 10 | 10 | 10 |
| 11 Y <input type="checkbox"/> | 11 | 11 | 11 |
| 12 Y <input type="checkbox"/> | 12 | 12 | 12 |
| 13 Y <input type="checkbox"/> | 13 | 13 Y <input type="checkbox"/> | 13 |
| 14 Y <input type="checkbox"/> | 14 | 14 Y <input type="checkbox"/> | 14 |
| 15 Y <input type="checkbox"/> | 15 | 15 | 15 |
| 16 Y <input type="checkbox"/> | 16 | 16 | 16 |
| 17 Y <input type="checkbox"/> | 17 | 17 | 17 |
| 18 Y <input type="checkbox"/> | 18 | 18 Y <input type="checkbox"/> | 18 |
| 19 Y <input type="checkbox"/> | 19 | 19 Y <input type="checkbox"/> | 19 |
| 20 Y <input type="checkbox"/> | 20 | 20 | 20 |
| 21 Y <input type="checkbox"/> | 21 | 21 | |
| 22 | 22 | 22 | |
| 23 | 23 Y <input type="checkbox"/> | 23 | |
| 24 | 24 | 24 | |
| 25 | 25 | 25 Y <input type="checkbox"/> | |
| 26 | 26 Y <input type="checkbox"/> | 26 | |
| 27 | 27 | 27 | |
| 28 | 28 | 28 Y <input type="checkbox"/> | |
| 29 | 29 Y <input type="checkbox"/> | 29 | |
| 30 | 30 Y <input type="checkbox"/> | 30 | |
| 31 | 31 Y <input type="checkbox"/> | 31 | |
| 32 Y <input type="checkbox"/> | 32 | 32 | |
| 33 Y <input type="checkbox"/> | 33 Y <input type="checkbox"/> | 33 | |
| 34 Y <input type="checkbox"/> | 34 | 34 | |
| 35 Y <input type="checkbox"/> | 35 | 35 | |
| 36 Y <input type="checkbox"/> | 36 | 36 | |
| 37 Y <input type="checkbox"/> | 37 | 37 | |
| 38 Y <input type="checkbox"/> | 38 | 38 | |
| 39 Y <input type="checkbox"/> | 39 | | |
| 40 Y <input type="checkbox"/> | 40 | | |
| 41 Y <input type="checkbox"/> | 41 | | |
| 42 | 42 | | |
| 43 | 43 | | |
| 44 | 44 | | |
| 45 | | | |
| 46 | | | |
| 47 | | | |
| 48 | | | |
| 49 | | | |
| 50 | | | |
| 51 | | | |
| 52 | | | |

HSS Raw Score

| Analysis in Science (SCI) | | | |
|-------------------------------|-------------------------------|-------------------------------|-------------------------------|
| Reading | Writing and Language | Math Test - Calculator | Math Test - No Calculator |
| 1 | 1 Y <input type="checkbox"/> | 1 | 1 |
| 2 | 2 Y <input type="checkbox"/> | 2 | 2 |
| 3 | 3 | 3 | 3 |
| 4 | 4 | 4 | 4 |
| 5 | 5 Y <input type="checkbox"/> | 5 | 5 |
| 6 | 6 Y <input type="checkbox"/> | 6 | 6 |
| 7 | 7 | 7 | 7 Y <input type="checkbox"/> |
| 8 | 8 | 8 | 8 |
| 9 | 9 | 9 | 9 |
| 10 | 10 Y <input type="checkbox"/> | 10 | 10 |
| 11 | 11 Y <input type="checkbox"/> | 11 | 11 Y <input type="checkbox"/> |
| 12 | 12 | 12 Y <input type="checkbox"/> | 12 |
| 13 | 13 | 13 | 13 |
| 14 | 14 | 14 | 14 |
| 15 | 15 | 15 Y <input type="checkbox"/> | 15 |
| 16 | 16 | 16 Y <input type="checkbox"/> | 16 |
| 17 | 17 | 17 Y <input type="checkbox"/> | 17 |
| 18 | 18 | 18 | 18 |
| 19 | 19 | 19 | 19 |
| 20 | 20 | 20 | 20 |
| 21 | 21 | 21 | |
| 22 Y <input type="checkbox"/> | 22 | 22 | |
| 23 Y <input type="checkbox"/> | 23 | 23 | |
| 24 Y <input type="checkbox"/> | 24 | 24 | |
| 25 Y <input type="checkbox"/> | 25 | 25 | |
| 26 Y <input type="checkbox"/> | 26 | 26 | |
| 27 Y <input type="checkbox"/> | 27 | 27 | |
| 28 Y <input type="checkbox"/> | 28 | 28 | |
| 29 Y <input type="checkbox"/> | 29 | 29 | |
| 30 Y <input type="checkbox"/> | 30 | 30 | |
| 31 Y <input type="checkbox"/> | 31 | 31 | |
| 32 | 32 | 32 Y <input type="checkbox"/> | |
| 33 | 33 | 33 | |
| 34 | 34 | 34 Y <input type="checkbox"/> | |
| 35 | 35 | 35 | |
| 36 | 36 | 36 | |
| 37 | 37 | 37 | |
| 38 | 38 | 38 | |
| 39 | 39 | | |
| 40 | 40 | | |
| 41 | 41 | | |
| 42 Y <input type="checkbox"/> | 42 | | |
| 43 Y <input type="checkbox"/> | 43 | | |
| 44 Y <input type="checkbox"/> | 44 | | |
| 45 Y <input type="checkbox"/> | | | |
| 46 Y <input type="checkbox"/> | | | |
| 47 Y <input type="checkbox"/> | | | |
| 48 Y <input type="checkbox"/> | | | |
| 49 Y <input type="checkbox"/> | | | |
| 50 Y <input type="checkbox"/> | | | |
| 51 Y <input type="checkbox"/> | | | |
| 52 Y <input type="checkbox"/> | | | |

SCI Raw Score

GET SUBSCORES

Subscores provide more detailed information about your strengths in specific areas within literacy and math.

Subscores are reported on a scale of 1–15.

- ▶ The **Command of Evidence** subscore is based on questions from both the Reading Test and the Writing and Language Test that ask you to interpret and use evidence found in a wide range of passages and informational graphics, such as graphs, tables, and charts.
- ▶ The **Expression of Ideas** subscore is based on questions from the Writing and Language Test that focus on topic development, organization, and rhetorically effective use of language.
- ▶ The **Words in Context** subscore is based on questions from both the Reading Test and the Writing and Language Test that address the meaning in context of words/phrases and rhetorical word choice.
- ▶ The **Standard English Conventions** subscore is based on questions from the Writing and Language Test that focus on sentence structure, usage, and punctuation.
- ▶ The **Heart of Algebra** subscore is based on questions from the Math Test that focus on linear equations and inequalities.
- ▶ The **Problem Solving and Data Analysis** subscore is based on questions from the Math Test that focus on quantitative reasoning, the interpretation and synthesis of data, and solving problems in rich and varied contexts.
- ▶ The **Passport to Advanced Math** subscore is based on questions from the Math Test that focus on topics central to the ability of students to progress to more advanced mathematics, such as understanding the structure of expressions, reasoning with more complex equations, and interpreting and building functions.

Calculating Your Subscores

You can use the subscore tables beginning on the next page to calculate your subscores as follows:

1. Find the questions that count toward each subscore. These are shown with a “Y” next to the question number in the tables. Refer to your QAS report to see which of those questions you answered correctly on the test, and then check the box for each correct answer.
2. Count the number of correct answers for each area and record that as your raw score for that area.
3. Finally, use the conversion table on page 13 to determine your scaled score (1–15) for each area.

Subscores Tables – Determine Subscore Raw Scores

Y = Counts toward subscore. On your QAS report, look up every question marked “Y” to see if you answered it correctly. If so, check off the box for that question.

| Command of Evidence (COE) | | Writing and Language | |
|---------------------------|----------------------------|----------------------|----------------------------|
| Reading | | | |
| 1 | | 1 | |
| 2 | | 2 | Y <input type="checkbox"/> |
| 3 | | 3 | |
| 4 | | 4 | |
| 5 | | 5 | Y <input type="checkbox"/> |
| 6 | | 6 | |
| 7 | | 7 | |
| 8 | | 8 | |
| 9 | Y <input type="checkbox"/> | 9 | |
| 10 | | 10 | |
| 11 | | 11 | |
| 12 | | 12 | |
| 13 | | 13 | Y <input type="checkbox"/> |
| 14 | | 14 | |
| 15 | | 15 | |
| 16 | | 16 | |
| 17 | Y <input type="checkbox"/> | 17 | |
| 18 | | 18 | |
| 19 | Y <input type="checkbox"/> | 19 | Y <input type="checkbox"/> |
| 20 | Y <input type="checkbox"/> | 20 | |
| 21 | | 21 | |
| 22 | | 22 | |
| 23 | | 23 | Y <input type="checkbox"/> |
| 24 | Y <input type="checkbox"/> | 24 | |
| 25 | | 25 | |
| 26 | | 26 | |
| 27 | | 27 | |
| 28 | | 28 | |
| 29 | | 29 | Y <input type="checkbox"/> |
| 30 | | 30 | |
| 31 | Y <input type="checkbox"/> | 31 | |
| 32 | | 32 | |
| 33 | | 33 | |
| 34 | | 34 | |
| 35 | | 35 | |
| 36 | Y <input type="checkbox"/> | 36 | |
| 37 | | 37 | Y <input type="checkbox"/> |
| 38 | Y <input type="checkbox"/> | 38 | |
| 39 | | 39 | |
| 40 | | 40 | Y <input type="checkbox"/> |
| 41 | | 41 | |
| 42 | | 42 | |
| 43 | | 43 | |
| 44 | | 44 | |
| 45 | | | |
| 46 | | | |
| 47 | | | |
| 48 | | | |
| 49 | Y <input type="checkbox"/> | | |
| 50 | | | |
| 51 | | | |
| 52 | Y <input type="checkbox"/> | | |

COE Raw Score

| Expression of Ideas (EOI) | | Writing and Language | |
|---------------------------|--|----------------------|----------------------------|
| Reading | | | |
| 1 | | 1 | Y <input type="checkbox"/> |
| 2 | | 2 | Y <input type="checkbox"/> |
| 3 | | 3 | |
| 4 | | 4 | |
| 5 | | 5 | Y <input type="checkbox"/> |
| 6 | | 6 | Y <input type="checkbox"/> |
| 7 | | 7 | |
| 8 | | 8 | |
| 9 | | 9 | |
| 10 | | 10 | Y <input type="checkbox"/> |
| 11 | | 11 | Y <input type="checkbox"/> |
| 12 | | 12 | |
| 13 | | 13 | Y <input type="checkbox"/> |
| 14 | | 14 | |
| 15 | | 15 | |
| 16 | | 16 | |
| 17 | | 17 | Y <input type="checkbox"/> |
| 18 | | 18 | Y <input type="checkbox"/> |
| 19 | | 19 | Y <input type="checkbox"/> |
| 20 | | 20 | |
| 21 | | 21 | Y <input type="checkbox"/> |
| 22 | | 22 | Y <input type="checkbox"/> |
| 23 | | 23 | Y <input type="checkbox"/> |
| 24 | | 24 | |
| 25 | | 25 | |
| 26 | | 26 | Y <input type="checkbox"/> |
| 27 | | 27 | |
| 28 | | 28 | |
| 29 | | 29 | Y <input type="checkbox"/> |
| 30 | | 30 | Y <input type="checkbox"/> |
| 31 | | 31 | Y <input type="checkbox"/> |
| 32 | | 32 | |
| 33 | | 33 | Y <input type="checkbox"/> |
| 34 | | 34 | Y <input type="checkbox"/> |
| 35 | | 35 | |
| 36 | | 36 | Y <input type="checkbox"/> |
| 37 | | 37 | Y <input type="checkbox"/> |
| 38 | | 38 | |
| 39 | | 39 | |
| 40 | | 40 | Y <input type="checkbox"/> |
| 41 | | 41 | |
| 42 | | 42 | Y <input type="checkbox"/> |
| 43 | | 43 | Y <input type="checkbox"/> |
| 44 | | 44 | |
| 45 | | | |
| 46 | | | |
| 47 | | | |
| 48 | | | |
| 49 | | | |
| 50 | | | |
| 51 | | | |
| 52 | | | |

EOI Raw Score

| Words in Context (WIC) | | Writing and Language | |
|------------------------|----------------------------|----------------------|----------------------------|
| Reading | | | |
| 1 | Y <input type="checkbox"/> | 1 | Y <input type="checkbox"/> |
| 2 | | 2 | |
| 3 | Y <input type="checkbox"/> | 3 | |
| 4 | | 4 | |
| 5 | | 5 | |
| 6 | | 6 | |
| 7 | | 7 | |
| 8 | | 8 | |
| 9 | | 9 | |
| 10 | | 10 | Y <input type="checkbox"/> |
| 11 | | 11 | |
| 12 | Y <input type="checkbox"/> | 12 | |
| 13 | Y <input type="checkbox"/> | 13 | |
| 14 | | 14 | |
| 15 | | 15 | |
| 16 | | 16 | |
| 17 | | 17 | |
| 18 | | 18 | Y <input type="checkbox"/> |
| 19 | | 19 | |
| 20 | | 20 | |
| 21 | | 21 | Y <input type="checkbox"/> |
| 22 | | 22 | |
| 23 | | 23 | |
| 24 | | 24 | |
| 25 | | 25 | |
| 26 | | 26 | |
| 27 | Y <input type="checkbox"/> | 27 | |
| 28 | Y <input type="checkbox"/> | 28 | |
| 29 | | 29 | |
| 30 | | 30 | Y <input type="checkbox"/> |
| 31 | | 31 | |
| 32 | | 32 | |
| 33 | Y <input type="checkbox"/> | 33 | Y <input type="checkbox"/> |
| 34 | Y <input type="checkbox"/> | 34 | |
| 35 | | 35 | |
| 36 | | 36 | Y <input type="checkbox"/> |
| 37 | | 37 | |
| 38 | | 38 | |
| 39 | | 39 | |
| 40 | | 40 | |
| 41 | | 41 | |
| 42 | | 42 | |
| 43 | | 43 | Y <input type="checkbox"/> |
| 44 | | 44 | |
| 45 | | | |
| 46 | Y <input type="checkbox"/> | | |
| 47 | Y <input type="checkbox"/> | | |
| 48 | | | |
| 49 | | | |
| 50 | | | |
| 51 | | | |
| 52 | | | |

WIC Raw Score

| Standard English Conventions (SEC) | | Writing and Language | |
|------------------------------------|--|----------------------|----------------------------|
| Reading | | | |
| 1 | | 1 | |
| 2 | | 2 | |
| 3 | | 3 | Y <input type="checkbox"/> |
| 4 | | 4 | Y <input type="checkbox"/> |
| 5 | | 5 | |
| 6 | | 6 | |
| 7 | | 7 | Y <input type="checkbox"/> |
| 8 | | 8 | Y <input type="checkbox"/> |
| 9 | | 9 | Y <input type="checkbox"/> |
| 10 | | 10 | |
| 11 | | 11 | |
| 12 | | 12 | Y <input type="checkbox"/> |
| 13 | | 13 | |
| 14 | | 14 | Y <input type="checkbox"/> |
| 15 | | 15 | Y <input type="checkbox"/> |
| 16 | | 16 | Y <input type="checkbox"/> |
| 17 | | 17 | |
| 18 | | 18 | |
| 19 | | 19 | |
| 20 | | 20 | Y <input type="checkbox"/> |
| 21 | | 21 | |
| 22 | | 22 | |
| 23 | | 23 | |
| 24 | | 24 | Y <input type="checkbox"/> |
| 25 | | 25 | Y <input type="checkbox"/> |
| 26 | | 26 | |
| 27 | | 27 | Y <input type="checkbox"/> |
| 28 | | 28 | Y <input type="checkbox"/> |
| 29 | | 29 | |
| 30 | | 30 | |
| 31 | | 31 | |
| 32 | | 32 | Y <input type="checkbox"/> |
| 33 | | 33 | |
| 34 | | 34 | |
| 35 | | 35 | Y <input type="checkbox"/> |
| 36 | | 36 | |
| 37 | | 37 | |
| 38 | | 38 | Y <input type="checkbox"/> |
| 39 | | 39 | Y <input type="checkbox"/> |
| 40 | | 40 | |
| 41 | | 41 | Y <input type="checkbox"/> |
| 42 | | 42 | |
| 43 | | 43 | |
| 44 | | 44 | Y <input type="checkbox"/> |
| 45 | | | |
| 46 | | | |
| 47 | | | |
| 48 | | | |
| 49 | | | |
| 50 | | | |
| 51 | | | |
| 52 | | | |

SEC Raw Score

Subscores Tables – Determine Subscore Raw Scores (continued)

Y = Counts toward Subscore. On your QAS report, look up every question marked "Y" to see if you answered it correctly. If so, check off the box for that question.

| Heart of Algebra (HOA) | |
|-------------------------------|-------------------------------|
| Math Test – Calculator | Math Test – No Calculator |
| 1 | 1 Y <input type="checkbox"/> |
| 2 | 2 Y <input type="checkbox"/> |
| 3 Y <input type="checkbox"/> | 3 Y <input type="checkbox"/> |
| 4 Y <input type="checkbox"/> | 4 Y <input type="checkbox"/> |
| 5 | 5 |
| 6 | 6 |
| 7 | 7 |
| 8 Y <input type="checkbox"/> | 8 |
| 9 | 9 |
| 10 | 10 |
| 11 Y <input type="checkbox"/> | 11 |
| 12 Y <input type="checkbox"/> | 12 Y <input type="checkbox"/> |
| 13 | 13 |
| 14 | 14 |
| 15 | 15 Y <input type="checkbox"/> |
| 16 | 16 Y <input type="checkbox"/> |
| 17 | 17 |
| 18 | 18 Y <input type="checkbox"/> |
| 19 | 19 |
| 20 | 20 |
| 21 | |
| 22 | |
| 23 | |
| 24 Y <input type="checkbox"/> | |
| 25 | |
| 26 | |
| 27 Y <input type="checkbox"/> | |
| 28 | |
| 29 | |
| 30 Y <input type="checkbox"/> | |
| 31 | |
| 32 | |
| 33 | |
| 34 | |
| 35 Y <input type="checkbox"/> | |
| 36 Y <input type="checkbox"/> | |
| 37 Y <input type="checkbox"/> | |
| 38 | |

| Problem Solving and Data Analysis (PSD) | |
|---|---------------------------|
| Math Test – Calculator | Math Test – No Calculator |
| 1 Y <input type="checkbox"/> | 1 |
| 2 | 2 |
| 3 | 3 |
| 4 Y <input type="checkbox"/> | 4 |
| 5 | 5 |
| 6 Y <input type="checkbox"/> | 6 |
| 7 | 7 |
| 8 | 8 |
| 9 Y <input type="checkbox"/> | 9 |
| 10 | 10 |
| 11 | 11 |
| 12 | 12 |
| 13 Y <input type="checkbox"/> | 13 |
| 14 Y <input type="checkbox"/> | 14 |
| 15 Y <input type="checkbox"/> | 15 |
| 16 Y <input type="checkbox"/> | 16 |
| 17 Y <input type="checkbox"/> | 17 |
| 18 Y <input type="checkbox"/> | 18 |
| 19 Y <input type="checkbox"/> | 19 |
| 20 Y <input type="checkbox"/> | 20 |
| 21 | |
| 22 Y <input type="checkbox"/> | |
| 23 | |
| 24 | |
| 25 | |
| 26 Y <input type="checkbox"/> | |
| 27 | |
| 28 | |
| 29 | |
| 30 | |
| 31 | |
| 32 Y <input type="checkbox"/> | |
| 33 Y <input type="checkbox"/> | |
| 34 | |
| 35 | |
| 36 | |
| 37 | |
| 38 Y <input type="checkbox"/> | |

| Passport to Advanced Math (PAM) | |
|---------------------------------|-------------------------------|
| Math Test – Calculator | Math Test – No Calculator |
| 1 | 1 |
| 2 | 2 |
| 3 | 3 |
| 4 | 4 |
| 5 | 5 Y <input type="checkbox"/> |
| 6 | 6 |
| 7 Y <input type="checkbox"/> | 7 Y <input type="checkbox"/> |
| 8 | 8 Y <input type="checkbox"/> |
| 9 | 9 Y <input type="checkbox"/> |
| 10 Y <input type="checkbox"/> | 10 |
| 11 | 11 Y <input type="checkbox"/> |
| 12 | 12 |
| 13 | 13 |
| 14 | 14 Y <input type="checkbox"/> |
| 15 | 15 |
| 16 | 16 |
| 17 | 17 Y <input type="checkbox"/> |
| 18 | 18 |
| 19 | 19 Y <input type="checkbox"/> |
| 20 | 20 Y <input type="checkbox"/> |
| 21 Y <input type="checkbox"/> | |
| 22 | |
| 23 | |
| 24 | |
| 25 | |
| 26 | |
| 27 | |
| 28 Y <input type="checkbox"/> | |
| 29 Y <input type="checkbox"/> | |
| 30 | |
| 31 Y <input type="checkbox"/> | |
| 32 | |
| 33 | |
| 34 Y <input type="checkbox"/> | |
| 35 | |
| 36 | |
| 37 | |
| 38 | |

HOA Raw Score

PSD Raw Score

PAM Raw Score

CONVERSION TABLES

Raw Score Conversion – Section and Test Scores

Section and Test Scores

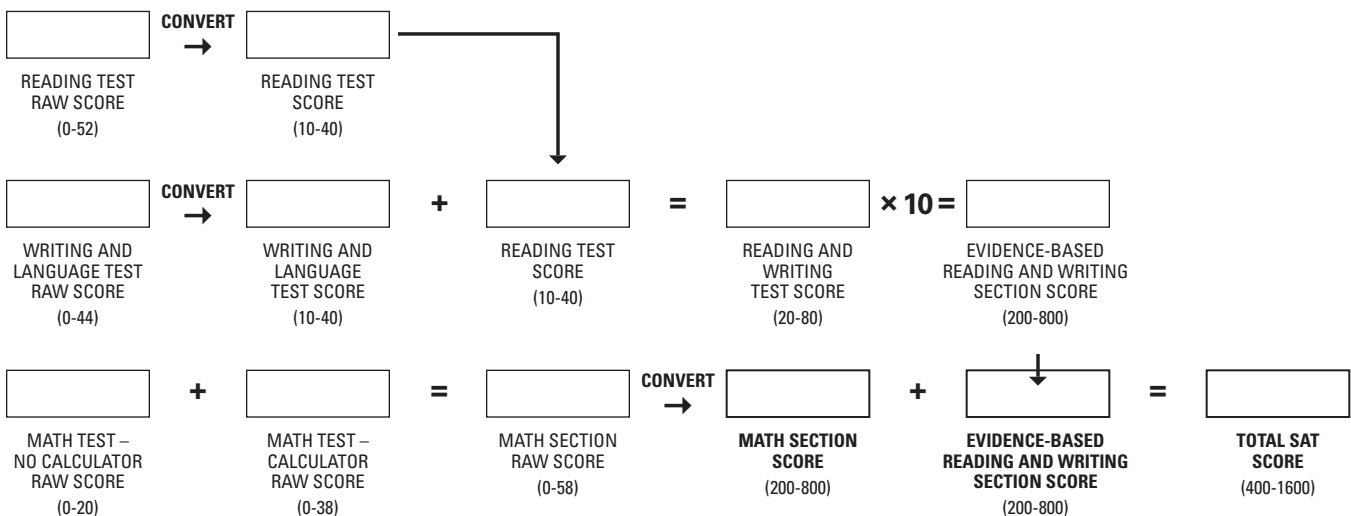
RAW SCORE CONVERSION TABLE 1

| Raw Score (# of correct answers) | Math Section Score | Reading Test Score | Writing and Language Test Score |
|-------------------------------------|--------------------|--------------------|---------------------------------|
| 0 | 200 | 10 | 10 |
| 1 | 200 | 10 | 10 |
| 2 | 220 | 10 | 10 |
| 3 | 230 | 11 | 11 |
| 4 | 240 | 12 | 12 |
| 5 | 260 | 13 | 12 |
| 6 | 270 | 13 | 13 |
| 7 | 290 | 14 | 14 |
| 8 | 300 | 15 | 15 |
| 9 | 310 | 16 | 16 |
| 10 | 320 | 16 | 16 |
| 11 | 340 | 17 | 17 |
| 12 | 350 | 18 | 18 |
| 13 | 360 | 18 | 18 |
| 14 | 370 | 18 | 19 |
| 15 | 380 | 19 | 19 |
| 16 | 400 | 19 | 20 |
| 17 | 410 | 20 | 21 |
| 18 | 420 | 20 | 21 |
| 19 | 430 | 21 | 22 |
| 20 | 440 | 21 | 22 |
| 21 | 450 | 22 | 23 |
| 22 | 460 | 23 | 23 |
| 23 | 470 | 23 | 24 |
| 24 | 480 | 24 | 24 |
| 25 | 490 | 24 | 25 |
| 26 | 500 | 25 | 26 |
| 27 | 510 | 25 | 26 |
| 28 | 520 | 26 | 27 |
| 29 | 520 | 26 | 28 |

| Raw Score (# of correct answers) | Math Section Score | Reading Test Score | Writing and Language Test Score |
|-------------------------------------|--------------------|--------------------|---------------------------------|
| 30 | 530 | 27 | 28 |
| 31 | 540 | 27 | 29 |
| 32 | 540 | 28 | 29 |
| 33 | 550 | 28 | 30 |
| 34 | 560 | 29 | 31 |
| 35 | 570 | 29 | 32 |
| 36 | 570 | 30 | 32 |
| 37 | 580 | 30 | 33 |
| 38 | 590 | 31 | 34 |
| 39 | 600 | 31 | 35 |
| 40 | 600 | 32 | 35 |
| 41 | 610 | 32 | 37 |
| 42 | 620 | 33 | 38 |
| 43 | 630 | 33 | 39 |
| 44 | 640 | 34 | 40 |
| 45 | 650 | 35 | |
| 46 | 660 | 35 | |
| 47 | 670 | 36 | |
| 48 | 670 | 37 | |
| 49 | 680 | 38 | |
| 50 | 690 | 39 | |
| 51 | 700 | 39 | |
| 52 | 720 | 40 | |
| 53 | 730 | | |
| 54 | 740 | | |
| 55 | 760 | | |
| 56 | 770 | | |
| 57 | 790 | | |
| 58 | 800 | | |

Section and Test Scores

CONVERSION EQUATION 1



Raw Score Conversion – Cross-Test Scores

Cross-Test Scores

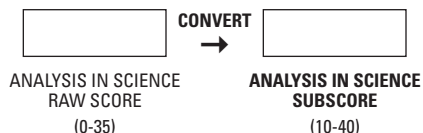
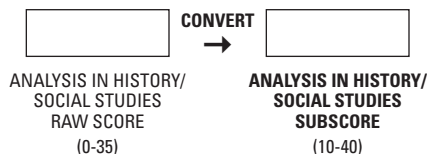
RAW SCORE CONVERSION | TABLE 2

| Raw Score (# of correct answers) | Analysis in History/Social Studies Cross-Test Score | Analysis in Science Cross-Test Score |
|-------------------------------------|--|---|
| 0 | 10 | 10 |
| 1 | 10 | 11 |
| 2 | 11 | 12 |
| 3 | 12 | 13 |
| 4 | 13 | 14 |
| 5 | 14 | 15 |
| 6 | 16 | 16 |
| 7 | 17 | 17 |
| 8 | 18 | 18 |
| 9 | 19 | 19 |
| 10 | 20 | 19 |
| 11 | 21 | 20 |
| 12 | 22 | 21 |
| 13 | 23 | 22 |
| 14 | 24 | 22 |
| 15 | 24 | 23 |
| 16 | 25 | 24 |
| 17 | 26 | 25 |

| Raw Score (# of correct answers) | Analysis in History/Social Studies Cross-Test Score | Analysis in Science Cross-Test Score |
|-------------------------------------|--|---|
| 18 | 26 | 25 |
| 19 | 27 | 26 |
| 20 | 28 | 27 |
| 21 | 28 | 27 |
| 22 | 29 | 28 |
| 23 | 30 | 29 |
| 24 | 30 | 30 |
| 25 | 31 | 30 |
| 26 | 32 | 31 |
| 27 | 32 | 32 |
| 28 | 33 | 32 |
| 29 | 34 | 33 |
| 30 | 35 | 34 |
| 31 | 36 | 34 |
| 32 | 36 | 35 |
| 33 | 37 | 36 |
| 34 | 39 | 38 |
| 35 | 40 | 40 |

Cross-Test Scores

CONVERSION EQUATION 2



Raw Score Conversion – Subscores

Subscores

RAW SCORE CONVERSION TABLE 3

| Raw Score (# of correct answers) | Expression of Ideas | Standard English Conventions | Heart of Algebra | Problem Solving and Data Analysis | Passport to Advanced Math | Words in Context | Command of Evidence |
|-------------------------------------|---------------------|------------------------------|------------------|-----------------------------------|---------------------------|------------------|---------------------|
| 0 | 1 | 1 | 1 | 1 | 1 | 1 | 1 |
| 1 | 1 | 1 | 2 | 1 | 2 | 1 | 3 |
| 2 | 2 | 1 | 3 | 2 | 4 | 1 | 4 |
| 3 | 2 | 2 | 3 | 3 | 5 | 1 | 5 |
| 4 | 3 | 3 | 4 | 4 | 6 | 2 | 5 |
| 5 | 4 | 4 | 5 | 6 | 7 | 3 | 6 |
| 6 | 4 | 4 | 6 | 7 | 8 | 4 | 6 |
| 7 | 5 | 5 | 7 | 7 | 8 | 5 | 7 |
| 8 | 5 | 6 | 7 | 8 | 9 | 5 | 8 |
| 9 | 6 | 6 | 8 | 9 | 9 | 6 | 8 |
| 10 | 6 | 7 | 9 | 10 | 10 | 7 | 9 |
| 11 | 7 | 8 | 9 | 10 | 11 | 8 | 9 |
| 12 | 7 | 9 | 10 | 11 | 11 | 9 | 10 |
| 13 | 8 | 9 | 10 | 12 | 12 | 9 | 11 |
| 14 | 8 | 10 | 11 | 13 | 13 | 10 | 12 |
| 15 | 9 | 11 | 12 | 14 | 14 | 11 | 12 |
| 16 | 9 | 12 | 12 | 14 | 15 | 12 | 13 |
| 17 | 10 | 13 | 13 | 15 | | 14 | 14 |
| 18 | 10 | 14 | 14 | | | 15 | 15 |
| 19 | 11 | 15 | 15 | | | | |
| 20 | 12 | 15 | | | | | |
| 21 | 12 | | | | | | |
| 22 | 13 | | | | | | |
| 23 | 14 | | | | | | |
| 24 | 15 | | | | | | |

Subscores

CONVERSION EQUATION 3

